








1. Please answer the following questions regarding Service Delivery:

	Completely Agree	Somewhat Agree	Neither Agree nor Disagree	Somewhat Disagree	Completely Disagree	N/A	Rating Average	Response Count
I have a good understanding of the services MAAC offers.	49.2% (62)	26.2% (33)	6.3% (8)	7.1% (9)	8.7% (11)	2.4% (3)	4.02	126
I have a good understanding of how MAAC operates.	45.2% (57)	24.6% (31)	10.3% (13)	7.9% (10)	9.5% (12)	2.4% (3)	3.90	126
MAAC provides individualized services.	58.7% (74)	21.4% (27)	13.5% (17)	1.6% (2)	1.6% (2)	3.2% (4)	4.39	126
The services MAAC provides are high quality.	54.0% (68)	26.2% (33)	11.1% (14)	2.4% (3)	2.4% (3)	4.0% (5)	4.32	126
MAAC provides an essential continuum of supports for children in our community.	63.5% (80)	15.9% (20)	14.3% (18)	0.8% (1)	2.4% (3)	3.2% (4)	4.42	126
answered question								126
skipped question								0

2. Which of the following are applicable to MAAC?

		Response Percent	Response Count
Funding source for youth services		61.1%	77
Service Coordination Agency		64.3%	81
State Agency		20.6%	26
Private non-profit agency		49.2%	62
Facility for youth		26.2%	33
Collaboration		54.8%	69
Other (please specify)		7.1%	9
		answered question	126
		skipped question	0

3. What are some services you would like to see MAAC provide that they don't already?




		Response Count
		126
		answered question
		126
		skipped question
		0

4. From your perspective, what are the reasons MAAC is beneficial for kids?	
	Response Count
	126
answered question	126
skipped question	0

5. Please rate the following comments about the MAAC staff:								
	Completely Agree	Somewhat Agree	Neither Agree nor Disagree	Somewhat Disagree	Completely Disagree	N/A	Rating Average	Response Count
MAAC Staff are helpful.	68.3% (86)	18.3% (23)	5.6% (7)	1.6% (2)	0.0% (0)	6.3% (8)	4.64	126
MAAC staff advocate for youth.	65.9% (83)	18.3% (23)	7.9% (10)	1.6% (2)	0.0% (0)	6.3% (8)	4.58	126
MAAC staff are available when I have needed assistance.	54.8% (69)	22.2% (28)	11.9% (15)	1.6% (2)	1.6% (2)	7.9% (10)	4.38	126
MAAC staff are knowledgeable about resources in the child welfare system.	65.1% (82)	16.7% (21)	9.5% (12)	0.8% (1)	0.0% (0)	7.9% (10)	4.59	126
MAAC staff are knowledgeable about resources in the community.	65.9% (83)	16.7% (21)	11.1% (14)	0.0% (0)	0.0% (0)	6.3% (8)	4.58	126
							answered question	126
							skipped question	0

6. Please rate the following comments regarding collaboration.								
	Completely Agree	Somewhat Agree	Neither Agree nor Disagree	Somewhat Disagree	Completely Disagree	N/A	Rating Average	Response Count
MAAC develops effective plans for youth.	61.1% (77)	19.0% (24)	11.9% (15)	0.0% (0)	3.2% (4)	4.8% (6)	4.42	126
MAAC youth have good outcomes.	45.2% (57)	27.8% (35)	19.0% (24)	0.8% (1)	1.6% (2)	5.6% (7)	4.21	126
MAAC provides creative services for youth.	61.9% (78)	15.1% (19)	12.7% (16)	2.4% (3)	2.4% (3)	5.6% (7)	4.39	126
MAAC provides innovative services for youth.	57.1% (72)	17.5% (22)	15.9% (20)	1.6% (2)	2.4% (3)	5.6% (7)	4.33	126
MAAC's concerns for children & families can be seen in their treatment plans.	59.5% (75)	12.7% (16)	18.3% (23)	0.8% (1)	2.4% (3)	6.3% (8)	4.35	126
MAAC has great partnerships with the Department of Family & Children Services (DFCS).	57.9% (73)	20.6% (26)	14.3% (18)	0.8% (1)	1.6% (2)	4.8% (6)	4.39	126
MAAC has great partnerships with the Department of Juvenile Justice (DJJ).	42.9% (54)	19.0% (24)	19.0% (24)	1.6% (2)	1.6% (2)	15.9% (20)	4.19	126
MAAC has great partnerships with other providers.	63.5% (80)	13.5% (17)	14.3% (18)	1.6% (2)	1.6% (2)	5.6% (7)	4.44	126
answered question								126
skipped question								0

7. Are you a:

		Response Percent	Response Count
MAAC Youth		47.6%	60
DFCS or DJJ Case Manager		12.7%	16
Stakeholder/Other		39.7%	50
		answered question	126
		skipped question	0

8. The youth I have in MAAC's care:								
	Completely Agree	Somewhat Agree	Neither Agree nor Disagree	Somewhat Disagree	Completely Disagree	N/A	Rating Average	Response Count
Receive all the services they need.	18.8% (3)	50.0% (8)	6.3% (1)	12.5% (2)	6.3% (1)	6.3% (1)	3.67	16
Could benefit from additional services.	43.8% (7)	18.8% (3)	18.8% (3)	6.3% (1)	0.0% (0)	12.5% (2)	4.14	16
Receive services they would not likely in other placements.	50.0% (8)	12.5% (2)	25.0% (4)	0.0% (0)	6.3% (1)	6.3% (1)	4.07	16
Have a discharge plan from the beginning of services.	37.5% (6)	18.8% (3)	18.8% (3)	0.0% (0)	12.5% (2)	12.5% (2)	3.79	16
I know my youth's MAAC Clinical Team Representative.	31.3% (5)	18.8% (3)	6.3% (1)	6.3% (1)	25.0% (4)	12.5% (2)	3.29	16
answered question								16
skipped question								110

9. MAAC is very interested in improving the services we offer to the youth in our care. We would greatly appreciate your taking a few minutes to think about the next two questions and provide us with your honest feedback about our services. Please tell us what MAAC services have been the most helpful to the youth you have in MAAC's care.	
	Response Count
	16
answered question	16
skipped question	110



10. Please tell us what MAAC could have provided to help the youth you have in MAAC's care.		Response Count
		16
	answered question	16
	skipped question	110

11. Please tell us a little about yourself:		Response Percent	Response Count
County:		100.0%	16
Length of time at DFCS/DJJ:		100.0%	16
	answered question		16
	skipped question		110



12. For purposes of the raffle drawing, please provide us with your name (NOTE: your name will NOT be associated with your survey):

		Response Count
		13
answered question		13
skipped question		113



13. Have you completed your survey? (This will take you to the last question to end the survey)

		Response Percent	Response Count
YES		87.5%	14
NO		12.5%	2
answered question			16
skipped question			110



14. I have met my MAAC Clinical Team Representative.

		Response Percent	Response Count
YES		73.3%	44
NO		26.7%	16
		answered question	60
		skipped question	66



15. I know where I am going when I am discharged from MAAC.



		Response Percent	Response Count
YES		48.3%	29
NO		51.7%	31
		answered question	60
		skipped question	66

16. I know how to reach MAAC staff if I need or want to.

		Response Percent	Response Count
YES		63.3%	38
NO		36.7%	22
		answered question	60
		skipped question	66

17. I know who my MAAC Youth Advisory Board member is.

		Response Percent	Response Count
YES		48.3%	29
NO		51.7%	31
		answered question	60
		skipped question	66

18. Would you recommend MAAC for other kids?			Response Percent	Response Count
YES			85.0%	51
NO			15.0%	9
If yes, why? If no, why not?				52
answered question				60
skipped question				66

19. Please rate the following comments.								
	Completely Agree	Somewhat Agree	Neither Agree nor Disagree	Somewhat Disagree	Completely Disagree	N/A	Rating Average	Response Count
My current plan is working for me.	50.0% (30)	16.7% (10)	21.7% (13)	5.0% (3)	3.3% (2)	3.3% (2)	4.09	60
I am involved in making decisions for my plan.	46.7% (28)	26.7% (16)	13.3% (8)	3.3% (2)	6.7% (4)	3.3% (2)	4.07	60
MAAC advocates for services for me.	51.7% (31)	20.0% (12)	20.0% (12)	1.7% (1)	1.7% (1)	5.0% (3)	4.25	60
answered question								60
skipped question								66

20. MAAC is very interested in improving the services we offer to the youth in our care. We would greatly appreciate your taking a few minutes to think about the next two questions and provide us with your honest feedback about our services. What has MAAC done to help you the most?

	Response Count
	60
answered question	60
skipped question	66

21. What could MAAC do to help you more?

	Response Count
	60
answered question	60
skipped question	66

22. Please tell us a little about yourself:

Age?

	9	10	11	12	13	14	15	16	17	18	19
Please answer all three questions	0.0% (0)	0.0% (0)	0.0% (0)	0.0% (0)	0.0% (0)	0.0% (0)	0.0% (0)	9.1% (1)	18.2% (2)	45.5% (5)	18.2% (2)





Gender?

	Male	Female
Please answer all three questions	27.3% (3)	72.7% (8)

Where do you live?

	Foster Home	Group Home (Six or less youth living in program)	Residential (Over six youth living in program)	Independent Living Program	Hospital
Please answer all three questions	27.3% (3)	9.1% (1)	36.4% (4)	18.2% (2)	0.0% (0)



23. What type of school do you attend or will you attend next year?

		Response Percent	Response Count
Public School		45.5%	5
On Campus School		27.3%	3
GED		9.1%	1
Other (please specify)		18.2%	2
		answered question	11
		skipped question	115

24. For purposes of the raffle drawing, please provide us with your name (NOTE: your name will NOT be associated with your survey):

		Response Count
		42
		answered question
		42
		skipped question
		84

25. Have you completed your survey? (This will take you to the last question to end the survey)

		Response Percent	Response Count
YES		98.3%	59
NO		1.7%	1
answered question			60
skipped question			66

26. For purposes of the raffle drawing, please provide us with your name (NOTE: your name will NOT be associated with your survey):

		Response Count
		43
answered question		43
skipped question		83

27. How did you get this survey?

		Response Percent	Response Count
E-mail		54.0%	67
Regular Mail		38.7%	48
Website		1.6%	2
Word of Mouth		0.8%	1
Other		4.8%	6
		Other (please specify)	7
		answered question	124
		skipped question	2